

## Children and Young People Priority Based PPB Report

**Reporting Period:** Quarter 3, 01 October 2017 – 31 December 2017

### 1.0 Introduction

- 1.1 This report provides an overview of issues and progress that have occurred during the period of the report towards the priority of Children and Young People. The way in which traffic light symbols have been used to reflect progress is explained within Appendix 1 (section 8).
- 1.2 Please note initials have been provided to indicate which officer is responsible for the commentary to aid Members, as requested by the Children and Young People Policy and Performance Board. A key is provided in Appendix 1 (section 8).

### 2.0 Key Developments

#### 2.1 Careers Strategy (published December 2017) (AMc)

In December 2017 the Government published the Careers Strategy: making the most of everyone's skills and talents. This was followed in January 2018 with an update to the Careers guidance and access for education and training providers statutory guidance for governing bodies, school leaders and school staff.

The Careers Strategy describes how the Government wants England to move towards a culture of young people and adults having the right advice, in the right place, at the right time, backed up by the experiences with employers and educators that make a difference. Key to this is:

- All young people to understand the full range of opportunities available to them, to learn from employers about work and the skills that are valued in the workplace and to have first-hand experience of the workplace;
- All young people in secondary school and college to get an excellent programme of advice and guidance that is delivered by individuals with the right skills and experience;
- Everyone to get support tailored to their circumstances. All adults should be able to access free face-to-face advice, with more bespoke support for those who most need it;
- Everyone to get the information they need to understand the job and career opportunities available, and how their knowledge and skills can help them in considering suitable careers.

Key actions from the strategy and statutory guidance:

- The teacher responsible for careers will now be known as the 'Careers Leader'. From September 2018, every school will be expected to publish the name and contact details of their Careers Leader on their website.
- From January 2018, the Government will require schools to give providers of technical education, including apprenticeships, the opportunity to talk to pupils about the courses and jobs they offer, and publish how they will do this on their website.
- By 2020 secondary schools should offer every young person at least seven encounters with employers during their education, with at least one encounter taking place each year from years 7-13.

Link to access the Careers Strategy:

<https://www.gov.uk/government/publications/careers-strategy-making-the-most-of-everyones-skills-and-talents>

## 2.2 Children, Young People's & Family Plan (AMc & TC)

Halton's Children, Young People's and Family Plan 2018-2020 is for all children, young people and families who live, grow and learn in the borough. It is a joint, strategic, overarching plan for all partners within Halton Children's Trust and the services they provide for children, young people and families.

The plan sets out our hopes and aspirations for Halton's children, young people and families, and explains how we will achieve our ambitions for them to achieve the best possible outcomes. The best way that agencies can support our children and young people to achieve these outcomes is by jointly planning and delivering services based on the identified needs to improve health and well-being.

As part of this all agencies and services should listen to and involve our children, young people and families in decision-making, to find out what they think is important. This will ensure that our services are delivered in a way that suits their needs and can really make a difference to their lives.

The plan covers all services for children and young people and guides the activity of Halton Children's Trust until April 2020. The plan is written around the three overarching priorities that have been agreed. These priorities are:

- Early Intervention – we want children, young people and families to get help when they need it.
- Achievement and Ambition – we want children and young people to do well at school so that they can get the education, training or job they want.
- Healthy and Safe – we want everyone to feel safe wherever they are and to understand how to look after their health.

Link to access the Children, Young People and Families Plan:

<http://haltonchildrenstrust.co.uk/children-young-peoples-plan-2014-2017/>

## 2.3 Development of Primary Teaching Schools (AMc)

Halton Primary Schools brought a proposal to the Educational Strategic Board to develop a Primary Teaching School offer within Halton. Halton are included in the Department for Education identified development areas, as we do not currently have a Primary Teaching School within the borough. Teaching Schools fulfil three core functions including providing Initial Teacher Training (ITT); providing school system leadership and providing evidence base professional development for teachers and leaders.

All schools who were interested in developing an offer and met the criteria, met to put forward a proposal for the area. Halton submitted two Primary Teaching School applications in December 2017. A Runcorn offer would include Halton Lodge Primary School, St Martin's Catholic Primary School and St Clement's Catholic Primary school all applying for Teaching School status, but within one alliance group. The Widnes offer would have St John Fisher Catholic Primary School applying as a Teaching School, supported by Ditton Primary as an Alliance deliverer. Halton Borough Council and the Diocese are supporting these applications and would be strategic partners, along with wider partners. A further Secondary Teaching School application has also been submitted by Ormiston Chadwick Academy with a specialist focus on supporting disadvantaged pupils. Halton Borough Council are also supporting this application as strategic partners.

#### 2.4 Behaviour Review (AMc)

The Behaviour Review has now been completed and has been shared with the Education Strategic Partnership Board, the SEN Review Group and the SEND Strategic Partnership. It has been acknowledged that this is a key priority for the Board and a task and finish group is being established with representatives across the key stakeholders, with a focus on improving behaviour borough wide.

#### 2.5 Children in Care and Care Leavers Strategy 2017-2020 (TC)

Halton has launched its Children in Care and Care Leavers Strategy which sets out the aspirations and priorities for Halton's Children in Care and Care Leavers.

Link to the strategy:

[http://haltonchildrenstrust.co.uk/wp-content/uploads/2018/01/12469CIC\\_care\\_Leavers.pdf](http://haltonchildrenstrust.co.uk/wp-content/uploads/2018/01/12469CIC_care_Leavers.pdf)

#### 2.6 Sufficiency Assessment (AMc)

The sufficiency duty sets out a requirement for local authorities to:

*systematically review the current situation in relation to ensuring sufficient accommodation to meet the needs of Looked After Children/Young People and Care Leavers.*

The sufficiency duty must be seen as part of a mechanism that provides children and young people with the most appropriate placement to meet their needs and improve their outcomes through quality assessments, care planning and decision making. The guidance also advocates strengthening the links between practitioners working with individual children in care and staff with responsibility for the commissioning function.

Statutory guidance acknowledges the importance of taking earlier, preventative action to support children and families to becoming looked after. This is through the provision of preventative and early intervention services to reduce the need for care proceedings as well as through clear and robust links into universal and targeted services.

Local Authorities need to assess existing commissioning practice and identify how to ensure that in future services commissioned away from the Local Authority can be delivered more locally, wherever this is possible and providing it is consistent with the child's welfare. Although the sufficiency duty lies with the local authority, the duty will be implemented most effectively through a partnership between the local authority and its partners in the Children's Trust.

The guidance is clear that local authorities should not move children from out of authority placements for the sole purpose of meeting the sufficiency duty if their needs are being met by the existing range of services involved.

Within Halton an updated Sufficiency report is in the final stages of completion, the associated action plan will report into the Commissioning Partnership Board and the Children in Care Partnership Board.

#### 2.7 Residential Child Care (TC)

Agreement has been reached regarding a strategic plan for Residential Child Care. The process of commissioning a partners to run a specialist provision based on our sufficiency in Edinburgh Road is to commence in the forthcoming quarter.

#### 2.8 Commissioning of Care Leavers Support (AMc & TC)

In order to develop the offer for Halton Care Leavers, approval has been obtained to commission support in a different manner, linking with the local Registered Social

Landlords sector. Phase 1 of the proposal will be to commission support for young people where this is required. This will include the delivery of the following outcomes:

- Reducing the number of individuals not in education, employment or training (NEET)
- Ensuring young people receive financial support
- Promoting personal safety
- Enabling young people to become valuable members of their local community
- Increasing individual self-esteem and resilience
- Developing tenancy ready young adults

It is envisaged that the Leaving Care outcomes and outputs will be delivered through the Leaving Care Contract Specification which will focus on:

- A requirement, as part of pathway planning, for increased independence for the young people
- To ensure health needs are met
- To motivate to attend education, employment and training, thereby achieving potential
- Each young person working towards an independent living plan, subject to regular review
- To promote family contact where appropriate
- For each property to be well maintained
- For properties to be sustainable post-18.

The type of support required and how many hours required will be clearly defined within the contract specification. As part of this plan the local Registered Social Landlords will utilise voids or early identification of planned voids to the Care Leavers team to both aid planning and make maximum use of the limited supply of housing locally, especially for 1 bedroom properties.

Phase 2 of the proposal will be to work with the local housing providers to develop a small group setting for Care Leavers. This ideally would be a block of 3-4 flats where young people could live with staff on site 24 hours a day to provide tailored support. This could also be an additional base for Personal Advisors to work from and offer support, and if large enough, could offer an emergency bed for homeless 16-17 year olds. Identifying such a property will be challenging and careful consideration needs to be given to the impact of possible voids within such a setting.

## 2.9 Audits (TC)

A new framework for internal audits within Children's Social Care has been devised and agreed. This is to be implemented in January 2018. This will allow for greater transparency as the audit form will be contained within the social care caseload management system (CareFirst).

## 3.0 Emerging Issues

### 3.1 Horizon scanning/National drivers

#### Children and Social Work Act 2017 (TC)

The Children and Social Work Act requires the authority to produce a 'Local Offer' for Care Leavers. Whilst the regulatory framework is awaited to guide implementation, work is ongoing to build on our SEND Local Offer to develop this piece of work in participation with Halton Care Leavers.

#### Troubled Families (AMc)

There is a revised financial framework for Troubled Families, which takes effect from January 2018. It reflects local feedback that the payment by results (PBR) approach has provided a much needed emphasis on services achieving real, tangible changes with families. The framework outlines the 'Earned Autonomy' and PBR process of which Halton has agreed to continue with a PBR model this year. The principles set out in the document concerning, for example, family working, service transformation and evaluation will continue to apply to all local authorities and their partners participating in this programme, regardless of funding arrangements. The two main changes to measures are around education and universal credit and these will need to be reflected in a refresh of the Troubled Families Outcome plan in the coming weeks.

#### Multiplication Tables (AMc)

In June 2020, the government will introduce a new assessment, testing out Year Four pupils knowledge of multiplication tables. This is likely to be an onscreen assessment tool and is currently in the process of being trialled. The Standards and Testing Agency (STA) will be selecting sample schools across the country to take part in the trial and will be notifying schools selected during the spring term.

### 3.2 Halton Specific

#### September Guarantee (AMc)

The September Guarantee figures for 2017 dropped 0.6% compared to the 2016 figures, which at 97.6% was higher than the national average of 94.5%. National figures for 2017 are awaited.

#### School Improvement Conference (AMc)

As Early Years outcomes and child development are a key priority for Halton, the School Improvement team will be holding a School Improvement Conference in January 2018, with a special focus on Early Years. The event will provide a detailed analysis of Early Years data, pattern and trends across the borough and benchmarking. It will also celebrate and share good practice found within the borough.

#### Funding Schools (AMc)

In December 2017 the Executive Board agreed that Halton would use the National Funding Formula with transitional protection from April 2018. The grant allocation was announced in late December and the schools block for 2018/19 is £84,318,746. The High Needs budget requirement is at least £2.1 million greater than the budget received. School Forum agreed to the transfer of 0.5% from the schools block to the High Needs block, a sum of £421,594 leaving £83,897,152 for distribution to maintained primary and secondary schools and academies. This is a total increase in funding from 2017/18 of £1,177,586. Primary and Secondary schools will receive their budget allocation the week commencing 22 January 2018.

Despite the agreed transfer there is insufficient budget to support High Needs provision. Options to balance the budget were discussed at School Forum 17 January 2018. A full range of proposals will be considered at an additional School Forum meeting in February 2018. There will need to be reductions in funding from Early Years to Post-16 High Needs provision. For Primary, Secondary and Special schools and specialist provision there will be a reduction in the value of top up allocated from 2018. Further information will be provided to schools in the coming weeks.

#### Young People Mental Health Survey (AMc & TC)

The young people of Halton Youth Cabinet are looking to make a difference to mental health services for young people in Halton. To do this they are asking young people to tell them what they should be doing. Halton Youth Cabinet want to encourage as many young people as possible to complete their mental health support survey. The survey only takes minutes to complete and is anonymous. Any young person can take the survey at:

[https://webapp.halton.gov.uk/survey\\_snap/mental\\_health.htm](https://webapp.halton.gov.uk/survey_snap/mental_health.htm)

#### 4.0 Risk Control Measures

4.1 Risk control forms an integral part of the Council's business planning and performance monitoring arrangements. As such, directorate risk registers were updated in tandem with the development of the 2017-18 business plan.

#### 5.0 Progress against high priority equality actions













5.1 Equality issues continue to form a routine element of the Council's business planning and operational decision making processes. Additionally the Council must have evidence to demonstrate compliance with the Public Sector Equality Duty (PSED) which came into force April 2011.

The council's latest annual progress report in relation to achievement of its equality objectives is published on the Council's website <http://www4.halton.gov.uk/Pages/councildemocracy/Equality-and-Diversity.aspx>

## 6.0 Performance Overview

6.1 The following information provides a synopsis of progress for both milestones and performance indicators across the key business areas that have been identified by the Directorate. It should be noted that given the significant and unrelenting downward financial pressures faced by the Council there is a requirement for Departments to make continuous in-year adjustments to the allocation of resources in order to ensure that the Council maintains a balanced budget. Whilst every effort continues to be made to minimise any negative impact of such arrangements upon service delivery they may inevitably result in a delay in the delivery of some of the objectives and targets contained within this report.

### Objective: Improve outcomes for children and young people through effective multi-agency early intervention (PED01)

Ref	Measure	16/17 Actual	17/18 Target	Current	Direction of Travel	Quarterly Progress
PED01 01	Monitor the average length of time between a child returning home and their return interview for those missing from care/home (Commissioned Service)	72 hours	72 hours	72 hours		
PED01 02	Reduce the number of young people who repeatedly run away in Halton (SCS SH04)	156	115	126		
PED01 03	Monitor the number of young people going missing in the year	395	N/A	340		
PED01 04	Monitor the number of young people flagged as at risk of Child Sexual Exploitation (snapshot at the end of the quarter)	24	N/A	38		
PED01 05	Reduce the number of children subject of fixed term exclusions	244 instances 181 children	270	212 instances 131 children (Apr – Dec)		
PED01 06	Reduce the rate of permanent exclusions	0.046% 42 children (Apr – Dec)	0.035 %	36 children (Apr – Dec)		
PED01 07	Increase the number of children involved in early intervention (e.g. CAF) (All those who have had a CAF at any point in the year)	560	650	626		
PED01 08	Monitor the rate of referrals to Children's Social Care per 10,000 0-18 year olds	368	N/A	396		
PED01 09	Reduce the number of children and young people who enter the care system	97	70	40		

#### Supporting commentary:

PED01 01, 02 and 03: During the quarter there have been 282 missing notifications which come from 111 individuals. This is an increase in number from the previous quarter. There are 43 repeat individuals that are responsible for 219 instances. There have been considerably more males this year, in comparison to previous years.

PED01 04: There is an Operational Group that monitors the number of children at risk of CSE which is multi-agency. Representatives from iCART, alongside other social workers attend this meeting to monitor those children in the care of other local authorities who are considered at risk (CICOLA).

PED01 05 and 06: Data for the year to date (April – December) is suggesting that there may be a reduction in both fixed term and permanent exclusions in the recent months, however the number of exclusions in the Summer term 2017 will mean there is a challenge to reduce the fixed term exclusions from the previous year, and to meet the end of year target.

PED01 07: CAF data shows an increase in those involved in CAF during the year to date and Halton is likely to meet the end of year target.

PED01 08: There was an increase in referrals in quarter 3, and a total of 817 referrals have been received since April 2017.

PED01 09: There is an effective early intervention offer to avoid admissions to care, particularly for older children. Where needs escalate a Community Support Worker is available to offer coordinated support to the young person and their parent alongside statutory social worker intervention. The children in care population remains higher than previously seen and further work is to be undertaken to strengthen both our edge of care offer and to ensure a timely exit from care of younger children via securing permanency at as early a stage as possible. These are to be built into the key priorities for the Children in Care team.

Ref:	Milestones	Quarterly Progress
PED01a	Monitor and review the effectiveness of iCART (June 2017)	
PED01b	Establish and implement a multi-agency locality provision (March 2018)	
PED01c	Develop a system to identify, assess and support vulnerable adults (March 2018)	
PED01e	Develop performance information which ensures that early intervention is responsive to trends of those being referred to children's social care	

Supporting commentary:

PED01a: Weekly performance meetings with the principal managers, divisional managers and support from the performance team have ensured an ongoing improvement in the percentage of contacts and referrals for both Children's social care and early intervention being authorised within timescales.

PED01b & PED01e: Early Intervention managers participate in a monthly performance challenge meeting with Divisional Managers, Children's Social Care managers, and the Operational Director which monitors trends and performance.

PED01c: Successful outcome in terms of acceptance of MEAM (Making Every Adult Matter) to have continued support from them at no cost and to be involved in a research programme. Attended an initial launch event with other MEAM areas. Hosted a local partner workshop in December 2017 with input from MEAM and an expert by experience. Quarterly reports have been developed. Halton needs to explore strategic reporting and afford considerations to sustainability of the project.

### Objective: Raise attainment and progress at Key Stage 2 (PED02)

Ref	Measure	16/17 Actual	17/18 Target	Current	Direction of Travel	Quarterly Progress
PED02 01	Increase the percentage of children reaching the expected standard in reading at KS2	63.4%	N/A	69%		
PED02 02	Increase the percentage of children reaching the expected standard in writing at KS2	65.9%	N/A	72%		
PED02 03	Increase the percentage of children reaching the expected standard in maths at KS2	64.9%	N/A	70%		
PED02 04	Increase the percentage of children achieving the expected standard in Reading, Writing and Maths (SCS CYP02)	46.8%	N/A	56%		
PED02 05	Increase the average key stage 1 to 2 progress score for reading	-0.32	N/A	-0.05		
PED02 06	Increase the average key stage 1 to 2 progress score for writing	-1.47	N/A	-0.48		
PED02 07	Increase the average key stage 1 to 2 progress score for maths	-0.51	N/A	-0.41		
PED02 08	Increase the percentage of Children in Care achieving expected outcomes at KS2 (SCS CYP16)	Refer below				

Supporting commentary:

Separate reporting process with commentary on progress is provided for all attainment data.

PED02 08: Analysis of individual children in care is provided in the Virtual School Annual Report. Overall outcomes for children in care at KS2 have been positive as there has been a diminishing gap between their performance and all their non-care peers across all measures.

Ref:	Milestones	Quarterly Progress
PED02a	Based on data analysis, and feedback from the Cross Service Monitoring Group, undertake categorisation process for all schools by October 2017 and identify actions, including levels of support and intervention, required to improve inspection outcomes (March 2018).	
PED02b	Develop data tracking system (March 2018).	
PED02c	Conduct the annual analysis of school performance data for all primary schools during September to December 2017 (with further reviews undertaken at key points in the performance data release cycle).	
PED02d	Analyse, evaluate and report end of Key Stage 2 achievement outcomes (December 2017).	



PED02e	Identify areas of need and support for Children in Care and Free School Meals pupils (December 2017).	
PED02f	With schools, monitor the impact of Pupil Premium and its impact on raising achievement (March 2018).	
PED02g	Ensure appropriate deployment of school improvement challenge and support for identified schools and settings, including school to school support and wider system leadership (March 2018).	

Supporting commentary:

PED02a: Revised categorisation of schools has been undertaken.

PED02b: Further capacity is required to be able to fulfil this by March 2018.

PED02c: High level performance data on schools performance has been shared with primary and secondary head teachers and the Education Strategic Partnership Board.

PED02d: Attainment outcomes have been shared with PPB in separate reporting.

PED02e: A new Children in Care and Care Leavers Strategy has now been launched and will be reviewed through the CIC Partnership Board. Raising educational outcomes for CIC and improving Care Leavers' EET outcomes are 2 key priorities.

PED02f: School improvement officers, including associated School Improvement advisors have continued to support individual schools with strategies to diminish the difference in attainment and progress of vulnerable groups. A diminishing the difference network group provides further challenge and support to those schools who participate in this network.

PED02g: School to school support is provided based on school categorisation. This is to be reviewed in the Spring term based on validated data and any changes in school circumstances.

### Objective: Raise achievement in Early Years (PED03)

Ref	Measure	16/17 Actual	17/18 Target	Current	Direction of Travel	Quarterly Progress
PED03 01	Increase the percentage of children achieving a good level of development in Early Years Foundation Stage (SCS CYP)	62%	62%	61%		
PED03 02	Increase the percentage of 2 year old funded children achieving a good level of development	47%	20%	49%		
PED03 03	Increase the take up of Early Years Entitlement for 3 and 4 year olds	93%	92%	93%		
PED03 04	Monitor the percentage of Early Years settings (pre-schools, day care, out of school clubs, childminders) with overall effectiveness of Good or Outstanding	97%	90%	97%		
PED03 05	Reduce the good level of development attainment gap for disadvantaged children and their parents at EYFS	24%	19%	23%		

Supporting commentary:

Separate reporting process with commentary on progress is provided for all attainment data.








PED03 03: A major focus of the marketing and promotional activities of the Halton Families Information Service (FIS) is the increase in the take up of 3 and 4 year olds Free Entitlement places. The take up in this monitoring is encouraging as this is traditionally the quietest period. Local measure in relation to take up of Early Years Entitlement for 2 year olds has exceeded the DfE target by 125 children in the monitoring period.

PED03 04: The quality of PVI sector Early Years provision in Halton remains extremely high and exceeds both regional and national comparators.





Ref:	Milestones	Quarterly Progress
PED03a	Develop data tracking system across early years (March 2018).	
PED03b	Implement recommendations from the Early Years Review and OFSTED Early Years thematic report (March 2018).	
PED03c	Analyse the outcomes of children who have accessed funding two year old placements (January 2018).	
PED03d	Complete RAG categorisation process for all EYFS settings by October 2017, and identify actions, including levels of challenge, support and intervention required to improve quality of educational provision.	

Ref	Measure	16/17 Actual	17/18 Target	Current	Direction of Travel	Quarterly Progress
Supporting commentary: PED03a: A "Ready for Reception" tracker and "good level of development" tracker has been developed and are in use. A wider tracking process and tool are currently under development. PED03b: "One Halton" Strategy Parents guide produced a detailed action plan, with actions being implemented. PED03c: Analysis has been undertaken in relation to two year funded reaching the good level of development and achieving their individual early learning goals. PED03d: EYFS settings have been RAG rated. Support and challenge identified as a result of their categorisation and circumstances.						

**Objective: Improve the offer for children and young people with SEND (PED04)**

Ref	Measure	16/17 Actual	17/18 Target	Current	Direction of Travel	Quarterly Progress
PED04 01	Increase participation in the POET Survey (Parent/Guardians)	109	70	N/A		N/A
PED04 02	Increase the percentage of Education Health Care Plans completed within 20 weeks	23%	80%	68%		
PED04 03	Increase the number of schools identified as Nurture Champions	12 schools	20 schools	6 schools		
PED04 04	Increase the percentage of Statements converted to Education Health Care Plans to meet published timescales	N/A	90%	95%		
PED04 05	Increase the number of people accessing the Local Offer (proxy measure of number of page views)	37,215	40,000	22,276		

Supporting commentary:  
 PED04 01: Participation in the relaunched POET Survey is being encouraged. Administration services will be contacting every parent to encourage participation.  
 PED04 02 and 04: 22 children/young people are still subject to a statement of special educational needs. All of these conversions have been started and will be completed by March 2018. Performance for timescales is increasing, although unlikely to meet the end of year target. Currently delay is experiences in identifying an appropriate setting for the children and young people with more complex needs.  
 PED04 03: There are 16 schools with nurture groups with additional settings who have groups run along nurture principles. Feedback from new groups has been very positive.  
 PED04 05: The number of page views has decreased however still represents a good reach. Meeting the end of year target is uncertain.





Ref:	Milestones	Quarterly Progress
PED04a	Develop and refine the annual analysis of progress data for children and young people with additional SEND funding through Enhanced Provision or Education Health Care Plans (March 2018).	
PED04b	Undertake a review of all SEND provision within the borough (March 2018).	
PED04c	Improve provision in Halton for young people with challenging behaviour and social, emotional and mental health challenges (March 2018).	
PED04d	Evaluate qualitative data through Personal Outcomes Evaluation Tool (POET) of family and individual views with the SEND reform process in Halton, to increase satisfaction with their experience (March 2018).	

Supporting commentary:  
 PED04a: These meetings in schools identified children and young people who may need additional support through Enhanced Provision or Education and Health Care Plan. Schools were challenged on their use of the Graduated Approach and progress data was discussed. Inclusion 0-25 division have identified schools that may benefit from additional support and those who are showing good outcomes for SEND children.  
 PED04b: Funding has been identified for this action and research has been undertaken to find experienced professionals to undertake the action.  
 PED04c: Capital funding of £500,000 has been granted to the borough to be paid in instalments over the next three years from DfE. This funding is to be used to help meet the needs of children and young people with an Education Health and

Care Plan. Data has been analysed and identifies the need to have more Social Emotional and Mental Health provision in the borough at key stage 1 and key stage 3/4. A public consultation is now in progress to open discussion on our evidence and rationale. This can be found on the Local Offer.

PED04d: Analysis of the POET Survey 2017 showed increased satisfaction with Halton's services and processes for both Children and young people and their families. The 2018 Survey is live on the Local Offer and letters are to be sent to every person who has been involved in the EHC Plan process in the last 12 months.

### Objective: Improve participation and skills for young people to drive Halton's future (PED05)



Ref	Measure	16/17 Actual	17/18 Target	Current	Direction of Travel	Quarterly Progress
PED05 01	Reduce the percentage of 16-17 year olds not in education, employment or training	4.4%	4.4%	4.3% (Nov)		
PED05 02	Reduce the percentage of 16-17 year olds whose activity is not known	0.8%	0.8%	1% (Nov)		
PED05 03	Increase the percentage of 19 year olds achieving a Level 2 qualification	84.3% (15/16)	84.3%	Awaited		
PED05 04	Increase the percentage of 19 year olds achieving a Level 3 qualification	54.4% (15/16)	54.4%	Awaited		
PED05 05	Monitor the percentage of young people progressing to Higher Education (SCS CYP13)	28% (15/16)	28%	Awaited		

Supporting commentary:

All targets have been revised in line with the publication of 2015/16 data (shown in the 2016/17 data column as published with a timelag) and the new DfE calculations.

PED05 01 and 02: Current performance is November 2017. Whilst the NEET performance is slightly reduced, the Not Known performance has slightly increased. It is expected that as the activity is known for these remaining young people that the NEET performance will increase. There are 9 young people from the 16-17 cohort for whom activity has yet to be identified.

PED05 03, 04, 05: Latest performance is 2015/16. Expected update in Quarter 4.

Ref:	Milestones	Quarterly Progress
PED05a	Develop the 14-19 Commissioning Statement to reflect Local Enterprise Partnership priorities (March 2018).	
PED05b	Develop a Post 16 monitoring framework to demonstrate how providers are supported and challenged in the borough (March 2018).	

Supporting commentary:

PED05a: The previous 14-19 Commissioning Statement document format has been revised to better meet the needs of the 14-19 team and Strategic Analysis and Work Priorities. The document has been ratified by Senior Leadership Team and shared with the Halton Association of Secondary Headteachers and Children and Young Peoples PPB.

PED05b: Monitoring framework has been written in draft form so it can be linked to School Improvement Strategy when revised.

## 7.0 Financial Summary

### 7.1 EDUCATION, INCLUSION AND PROVISION

#### Revenue Budget as at 31<sup>st</sup> December 2017

	Annual Budget £'000	Budget To Date £'000	Actual To Date £'000	Variance to Date (Overspend) £'000
<b><u>Expenditure</u></b>				
Employees	5,970	4,313	4,342	(29)
Premises	112	45	55	(10)
Supplies & Services	2,624	1,449	1,306	143
Transport	5	0	5	(5)
Schools Transport	926	528	745	(217)
Commissioned Services	2,677	1,638	1,638	0
Agency Related Expenditure	1,595	1,116	1,085	31
Independent School Fees	2,463	1,867	1,867	0
Inter Authority Special Needs	175	32	32	0
Pupil Premium Grant	73	82	82	0
Nursery Education Payments	5,199	3,266	3,266	0
Special Education Needs Contingency	1,250	1,172	1,172	0
Schools Contingency	416	180	180	0
Capital Finance	150	119	118	1
<b>Total Expenditure</b>	<b>23,635</b>	<b>15,807</b>	<b>15,893</b>	<b>(86)</b>
<b><u>Income</u></b>				
Fees & Charges	-301	-377	-362	(15)
Government Grants	-639	-608	-608	0
Reimbursements & Other Income	-933	-637	-700	63
Schools SLA Income	-181	-278	-283	5
Transfer to/from Reserves	-587	-487	-487	0
Dedicated Schools Grant	-14,686	-11,015	-11,015	0
Inter Authority Income	-578	-333	-23	(310)
Rent	-104	0	0	0
<b>Total Income</b>	<b>-18,009</b>	<b>-13,735</b>	<b>-13,478</b>	<b>(257)</b>
<b>Net Operational Expenditure</b>	<b>5,626</b>	<b>2,072</b>	<b>2,415</b>	<b>(343)</b>
<b><u>Recharges</u></b>				
Central Support Services Costs	1,770	1,253	1,253	0
HBC Support Costs Income	-79	-59	-59	0
Premises Support Costs	226	169	169	0
Transport Support Costs	209	145	145	0
<b>Net Total Recharges</b>	<b>2,126</b>	<b>1,508</b>	<b>1,508</b>	<b>0</b>
<b>Net Department Expenditure</b>	<b>7,752</b>	<b>3,580</b>	<b>3,923</b>	<b>(343)</b>

### Comments on the above figures

Employees are showing as being over budget due to the COP Management division having a large over spend salary costs. This will be looked at during the budget setting process to ensure that the Budget Holder is aware of this pressure.

Supplies and services are currently projected to be under budget. This is across all divisions with the exception of the Inclusion division. These budgets have been monitored closely all year and budget holders are aware of the need to reduce spending and this is reflected in this budget.

Schools Transport is still showing quite a large over spend against budget. This has continued a trend of the past couple of years with the figures above are based on current projections. The Council has a statutory responsibility to provide Special Educational Needs pupils with transport and there has been a large demand for this service. All efforts are being made to try and identify where efficiencies in the service could be made.

Agency Related Expenditure is still showing spend being below budget for the year to date. This is needs led expenditure and could increase if schools require additional support from the Council.

Fees and Charges are not expected to achieve the budgeted target for the year primarily relating the budgeted income target for Excluded Pupils. As it is not in the Councils interest to exclude pupils we do not receive the required income back from schools once pupils leave. This is an ongoing financial pressure.

Reimbursements and Other Grant Income is showing a healthy over achievement of income. This is due to the Educational Psychology service being in demand and schools are buying additional hours back from them.

Inter Authority Income will not achieve its income target. This is because the Council has a reduced number of pupils in maintained schools that are from other authorities.

Budget Holders are making every effort to ensure spend is restricted where possible and kept to a minimum. Controllable budgets will be monitored closely throughout the remainder of the year, although current forecast shows the department could be overspent by approximately £0.5m by year-end.

### Capital Projects as at 31<sup>st</sup> December 2017

<b>Capital Expenditure</b>	<b>2017/18 Capital Allocation £'000</b>	<b>Allocation to Date £'000</b>	<b>Actual Spend £'000</b>	<b>Total Allocation Remaining £'000</b>
Asset Management Data	5	1	1	4
Capital Repairs	692	441	441	251
Asbestos Management	38	12	12	26
Schools Access Initiative	15	2	2	13
School Modernisation Projects	67	67	67	0
Lunts Heath	200	174	174	26
Universal Infant School Meals	2	2	2	0
Early Education for 2yr Olds	8	8	8	0
Hale Primary	3	3	3	0
Fairfield Primary School	760	760	760	0
Weston Point Primary	140	137	137	3
Kitchen Gas Safety	50	0	0	50
Small Capital Works	101	48	48	53
The Bridge School vocational centre	15	0	0	15
<b>Total Capital Expenditure</b>	<b>2,096</b>	<b>1,655</b>	<b>1,655</b>	<b>441</b>

**Comments on the above figures.**

Asset Management (CADS) works, kitchen gas safety works and small capital works will continue in response or in line with any emergency Health and Safety issues. Asbestos programme surveys are being updated and remedial work carried out where necessary.

Some Capital Repairs works were completed during the Easter and Summer holiday. Remaining works are planned to be completed before financial year end.

Work has been completed on Lunts Heath classroom. Final invoices are awaited.

School modernisation project works have been completed.

Hale Primary classroom extension, Early education for 2yr olds and Universal School Meals projects are complete.

Fairfield Primary construction work to the infants and junior schools and MUGA pitch are now complete. Works have commenced to enhance the grass playing field but these cannot be completed until Spring 2018.

Weston Point classroom extension works have been completed.

A feasibility study has been carried out and tender documents are currently being prepared at The Bridge School vocational centre. Work is expected to be completed by end of August 2018.

## 7.2 CHILDREN AND FAMILIES DEPARTMENT

**Revenue Budget as at 31 December 2017**

	Annual Budget	Budget To Date	Actual To Date	Variance to Date (Overspend)
	£'000	£'000	£'000	£'000
<b>Expenditure</b>				
Employees	8,576	6,264	6,222	42
Premises	264	155	148	7
Supplies and Services	984	641	697	(56)
Transport	6	4	77	(73)
Direct Payments/Individual Budgets	228	212	437	(225)
Commissioned Services	277	139	139	0
Out of Borough Residential Placements	4,112	2,654	4,469	(1,815)
Out of Borough Adoption	80	60	90	(30)
Out of Borough Fostering	834	370	1,539	(1,169)
In House Adoption	207	153	209	(56)
Special Guardianship	1,092	824	1,061	(237)
In House Foster Carer Payments	1,637	1,153	1,153	0
Care Leavers	188	157	143	14
Family Support	53	40	46	(6)
Emergency Duty Team	89	36	43	(7)
Contracted Services	4	2	3	(1)
Capital Finance	6	0	0	0
Early Years	97	52	178	(126)
<b>Total Expenditure</b>	<b>18,734</b>	<b>12,916</b>	<b>16,654</b>	<b>(3,738)</b>
<b>Income</b>				
Adoption Placements	-45	-23	0	(23)
Fees and Charges	-19	-19	-19	0
Sales Income	-45	-45	-46	1
Rents	-87	-43	-43	0
Dedicated Schools Grant	-47	0	0	0
Reimbursements & Other Grant Income	-497	-429	-424	(5)
Government Grants	-134	-134	-134	0
Transfer from Reserves	-93	-93	-93	0
<b>Total Income</b>	<b>-967</b>	<b>-786</b>	<b>-759</b>	<b>(27)</b>
<b>Net Operational Expenditure</b>	<b>17,767</b>	<b>12,130</b>	<b>15,895</b>	<b>(3,765)</b>
<b>Recharges</b>				
Premises Support	358	268	268	0
Transport Support	47	34	34	0
Central Support Service Costs	2,231	1,651	1,651	0
<b>Net Total Recharges</b>	<b>2,636</b>	<b>1,953</b>	<b>1,953</b>	<b>0</b>
<b>Net Department Expenditure</b>	<b>20,403</b>	<b>14,083</b>	<b>17,848</b>	<b>(3,765)</b>

**Comments on the above figures**

The net departmental expenditure is £3.77m above budget profile at the end of the third quarter of the financial year, most of which directly relates to Social Care Services.

Expenditure relating to Employee costs is £42,000 below budget profile at the end of the third quarter. This is due to some vacancies not being backfilled whilst the recruitment process takes place. Where possible, workloads have been managed internally and agency staff have only been utilised when absolutely necessary.

Supplies and Services expenditure is above expected budget to date. Managers across the department carefully monitor this expenditure, making sure that only essential goods and services are purchased. However, included within the Supplies and Services expenditure are court costs of £127,402, which are £72,000 over budget at the end of the third quarter and are expected to be approximately £100,000 overspent at the end of the financial year. One reason for the rise in costs is due to the teams making applications for amendments to the court timetable, which cost £450 per application. Any application which is going to incur additional costs must be agreed by a Divisional Manager who will need to understand why the amendment is required and look at ways this can be avoided. These costs are difficult to control as they are dependent upon the number of court cases and the outcome of these cases. This area will continue to be a budget pressure this financial year.

Transport related expenditure is also above anticipated budget at the end of the third quarter. There has been an increased demand for this service throughout the financial year. Contracts will need to be reviewed on a regular basis to make sure that they are for essential journeys only and that the best contract price possible is being obtained.

Expenditure relating to Direct Payments/Individual Budgets is over budget profile. This is due to the demand continuing to grow in this area and the number of children coming into the service with additional complex needs is increasing. Halton Clinical Commissioning Group (HCCG) is robustly carrying out Continuing Healthcare Assessments, which has resulted in the number of joint funded packages of care reducing. Where possible, packages of care need to be regularly reviewed to see if any costs can be reduced, whilst ensuring the outcomes for the individual children are still being achieved. This continues to be a pressure area throughout the financial year.

Out of Borough Residential placement costs are significantly above budget to date and will continue to be a budget pressure for the remainder of the year. The anticipated outturn forecast for 2017/18 is estimated to be an overspend position of £2,420,000. Work continues to try and reduce the numbers and costs of placements and in quarter three there was a significant reduction in the number of children coming into the service and needing a residential placement compared to previous quarters. Going forward into quarter four and beyond for the young people who are aged 16+ and moving into semi-independent accommodation a block contract will be negotiated with one provider, which will reduce costs, as placements will no longer be negotiated on an individual basis. Other placements are being reviewed and costs are being looked at in detail alongside what the expected outcomes of the placement are. A few placements have also been identified as having some elements which could potentially be part funded with Health, so this will be looked at in greater detail and discussed with the Halton Clinical Commissioning Group. The in house residential provision, Edinburgh Road will not be utilised this financial year, so £350,000 budget has been used in quarter three to offset some of the over spend on Out of Borough Residential placements. Going forward it is hoped that Edinburgh Road will become a step down facility for children in residential care to prepare them for fostering, thus reducing residential costs further. This is a snapshot of the service at this point in time and there is a risk that additional pressures from new service users will increase overspend levels during the remainder of the financial year.

Costs relating to Out of Borough Fostering placements are also significantly over budget to date and they will continue to place pressure on the budget. The anticipated outturn forecast for 2017/18 is estimated to be £1,531,000 over budget. In quarter three, as with residential placements there was a significant reduction in the number of children coming into the service needing fostering placements compared to previous quarters. Every effort is made to utilise in house foster carers but due to the lack of available foster carers in the borough that is not always possible, therefore out of borough placements need to be sought at a higher weekly cost. As the use of in house foster carers is limited and the fostering collaboration is unlikely to be up and running this financial year, £250,000 from the in house fostering budget has been used in quarter three to offset some of the over spend on Out of Borough Fostering placements.

Expenditure relating to In House Adoption is above budget to date. This mainly relates to Residence Orders and Adoption Allowances. Residence Orders are similar to Special Guardianship Order, but the carer does not



have parental responsibility. At present there are twenty six children subject to a Residence Order, at a total cost of £1,801.98 per week. There are twelve families with a total of eighteen children receiving an adoption allowance at a total cost of £1,789.76 per week. As with Special Guardianship Orders these are made by the family court and not the council, so it is difficult to estimate how many more will be agreed throughout the financial year.

Income relating to adoption placements is underachieving against budget. It is difficult to know if/when an Out of Borough Adoption placement will be agreed, so as a result it will be difficult to predict if this income will be achieved.




Special Guardianship Orders expenditure is also over budget profile and will continue to be a budget pressure this financial year. At present there are one hundred and twenty eight children subject to a Special Guardianship Order at a total cost of £28,601.95 per week. A Special Guardian has parental responsibility until a child reaches 18 years of age and as these orders are made by the family court and not the council it is difficult to estimate how many more of them will be agreed throughout the financial year.

The Early Years net divisional expenditure is £126,500 over budget at the end of the third quarter. Expenditure relating to employee costs at the two day care centres, Warrington Road Integrated Centre and Ditton Early Years Centre is £5,600 over budget profile as a result of expenditure on agency staff. Halton Borough Council's day care centres offer full cover for 0-5 year olds between 8am to 6pm. However employees are contracted to a 37 hour week, whereas in the private sector it is 40 hours allowing them to cover this 10 hour day without the need for overtime or agency staff. Income to date is below target by £122,000; Warrington Road Integrated Centre £79,500 and Ditton Early Years Centre £42,500 are the main areas of concern and this level of underachievement is expected to continue in the final quarter of 2017/18. If full occupancy levels could be achieved, this would lead to an increase in variable costs, particularly employee costs due to statutory minimum staffing ratios required and therefore this would not be enough to produce a balanced budget. Fees had not increased since 2013/14 until a review was carried out and a £1.00 per day increase was implemented at the beginning of the new academic year which started in September. However, if the fees were to increase again to a level at which the day care centres became self-sustaining, they could find it difficult to compete with places offered in the private sector and occupancy levels could fall. Therefore this option would also not be enough to provide a balanced budget. This area needs to be carefully monitored throughout the remainder of the financial year and will continue to be a pressure area for the remainder of the year and beyond

The expected outturn position for the department to 31 March 2018 is anticipated to be circa £5m net overspend against budget, based on the current levels service demand.




## 8.0 Appendix I

### 8.1 Symbols are used in the following manner:

Progress		Milestone	Measure
Green		Indicates that the milestone is on course to be achieved within the appropriate timeframe.	Indicates that the annual target is on course to be achieved.
Amber		Indicates that it is uncertain, or too early to say at this stage whether the milestone will be achieved within the appropriate timeframe.	Indicates that it is uncertain or too early to say at this stage whether the annual target is on course to be achieved.
Red		Indicates that it is unlikely or certain that the objective will not be achieved within the appropriate timeframe.	Indicates that the target will not be achieved unless there is an intervention or remedial action taken.

### 8.2 Direction of Travel indicator

Where possible measures will also identify a direction of travel using the following convention:

Green		Indicates that performance is better compared to the same period last year.
Amber		Indicates that performance is the same as compared to the same period last year.
Red		Indicates that performance is worse compared to the same period last year.
N/A		Indicates that the measure cannot be compared to the same period last year.

### 8.3 Key for responsible officers:

**AMc** Ann McIntyre, Operational Director, Education, Inclusion and Provision Service  
**TC** Tracey Coffey, Operational Director, Children and Families Service